

Outdoor High Gain Panel Antenna

Product Number : PW-OHG-90-1710/2500

Electrical Specifications

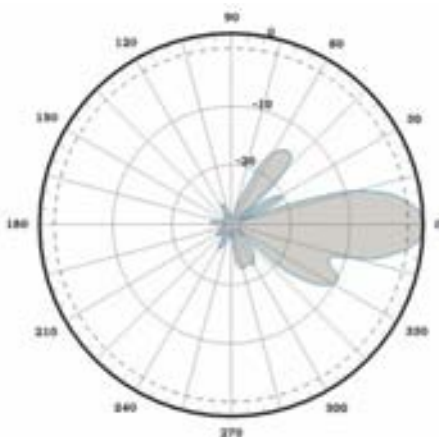
Frequency Range	1710-2500 MHz
Gain 1710-2170Mhz	13.0 dBi
2300-2500Mhz	13.5 dBi
VSWR	< 1.4
Horizontal 3dB Beam-width	90° ± 10°
Vertical 3dB Beam-width	17° ± 4°
Front-Back Ratio	> 25dB
Polarization	Vertical
Impedance	50Ω
Maximum Input Power	200 W
Connector	N-Female with pigtail
IM.3 rd Order(2x43dBm)	<-150dBc
Lightning Protection	Direct Ground



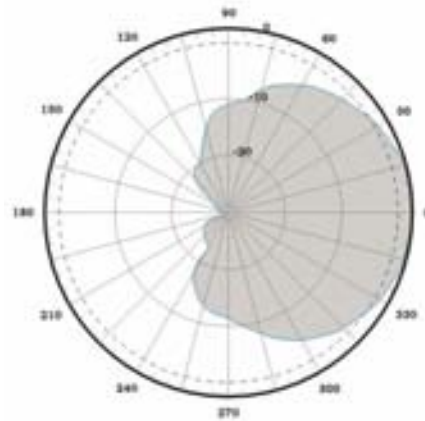
Mechanical Specifications

Dimension (LxWxH)	700x200x65 mm
Weight of Antenna	3kg
Weight of Mounting Kits	0.5kg
Diameter of Installation Pole	Φ50mm ~110mm
Radome Material	Fiberglass
Horizontal	360°
Angle of Pitch	0 ~ -15° (Optional-for Pole Mounting)
Rated Wind Velocity	241km/h

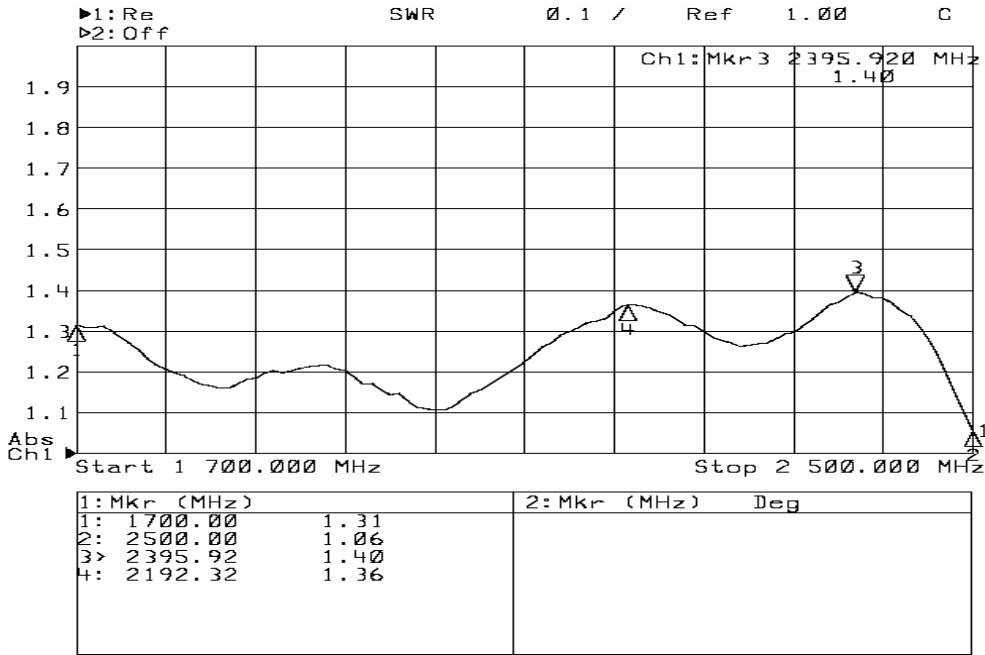
Vertical Pattern



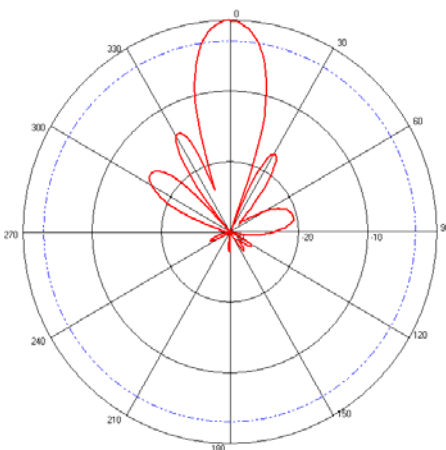
Horizontal Pattern



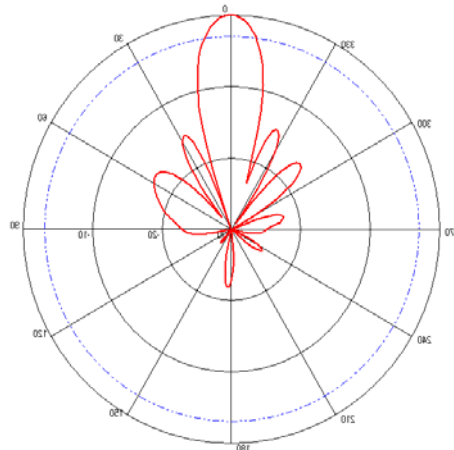
VSWR OF PW-OHG-90/1710/2500



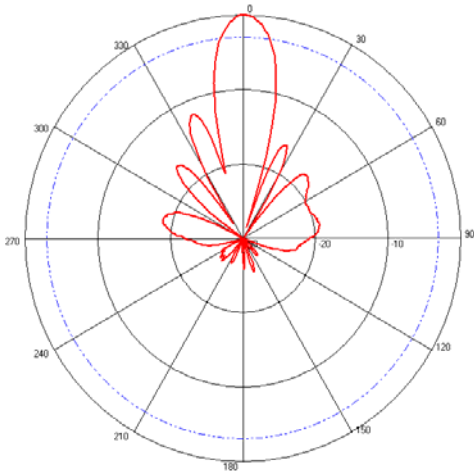
Pattern of PW-OHG-90/1710/2500 E Plane (Vertical)



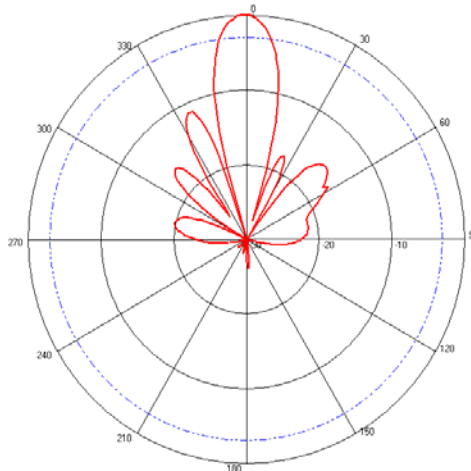
Frequency: 1700MHz
 Gain: 12.8dBi 3dB Beamwidth: 17°



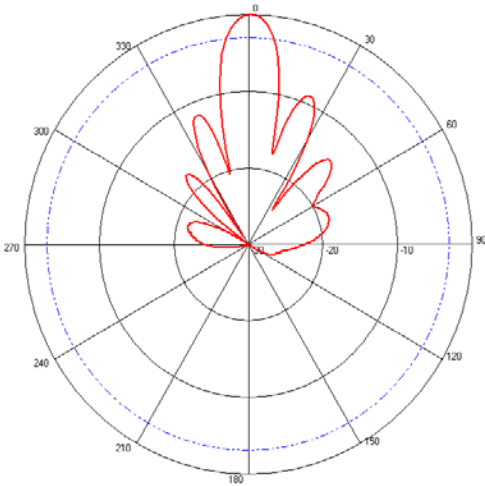
Frequency: 1900MHz
 Gain: 13.1dBi 3dB Beamwidth: 16°



Frequency: 2100MHz
 Gain: 13.3dBi 3dB Beamwidth: 15.5°

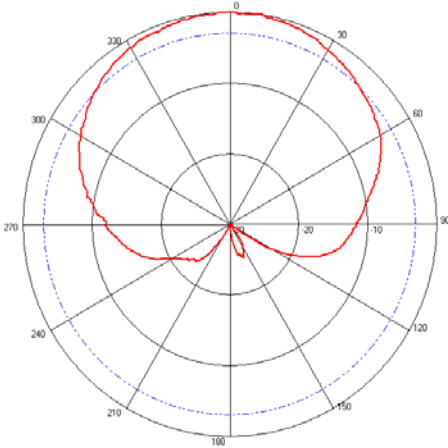


Frequency: 2300MHz
 Gain: 13.4dBi 3dB Beamwidth: 14.2°

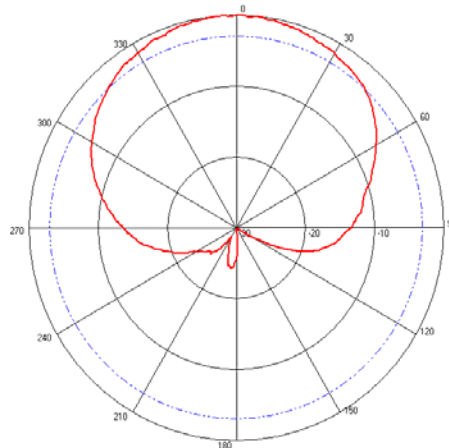


Frequency:2500MHz
Gain:13.6dBi 3dB Beamwidth:13.8°

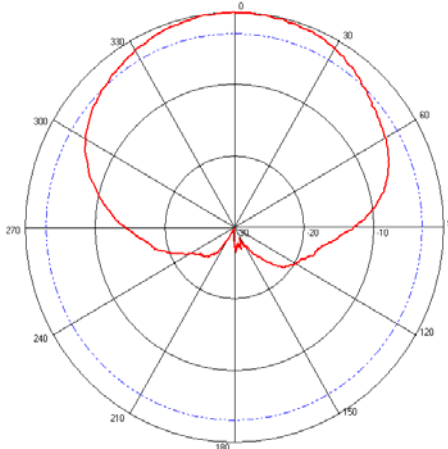
Pattern of PW-OHG-90/1710/2500 H Plane(Horizontal)



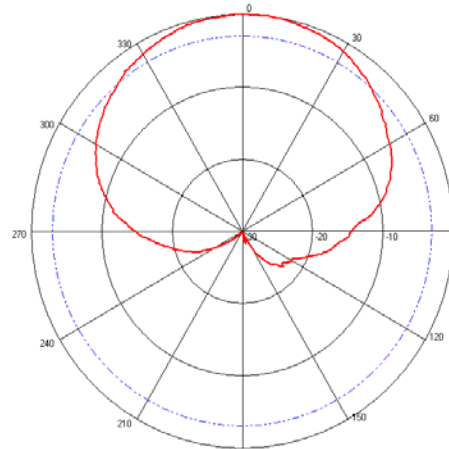
Frequency:1700MHz
3dB Beamwidth:91°



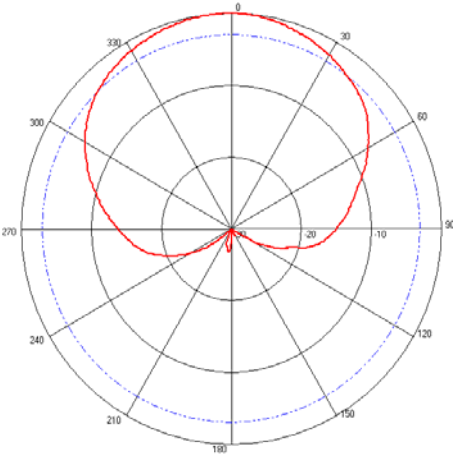
Frequency:1900MHz
3dB Beamwidth:87°



Frequency:2100MHz
3dB Beamwidth:85°



Frequency:2300MHz
3dB Beamwidth:82°



Frequency: 2500MHz
3dB Beamwidth: 81°