

## Wide Band Panel Antenna

**Product Number : PW-OHG-65s-806/2700**

### Electrical Specifications

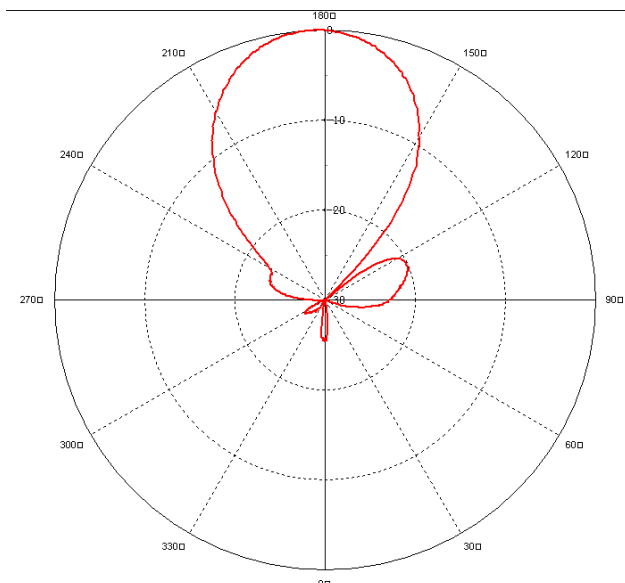
Frequency Range	806~960MHz & 1710~2700 MHz
Gain	9dBi@806~960MHz 11dBi@1710~2700MHz
VSWR	< 1.5 (typical less than 1.4)
Horizontal 3dB Beam-width	65°
Vertical 3dB Beam-width	60°@806~960MHz 35°@1710~2700MHz
Front-Back Ratio	23dB
Polarization	Vertical
Impedance	50Ω
Maximum Input Power	50 Watt
Connector	N-Female with pigtail
Lightning Protection	Direct Ground



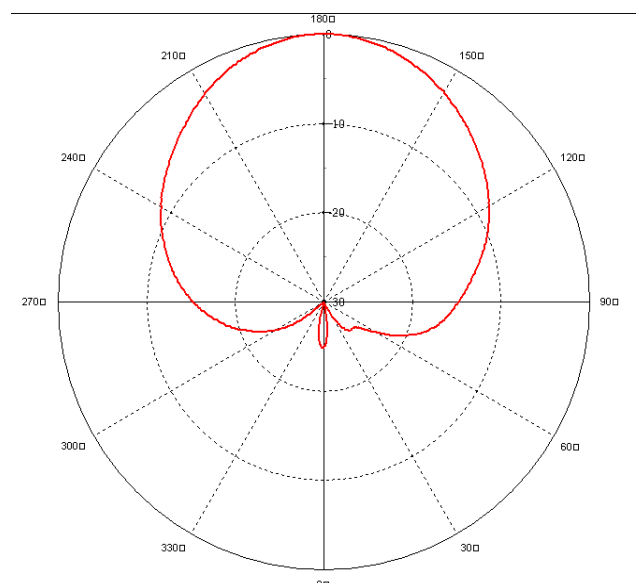
### Mechanical Specifications

Dimension (LxWxH)	350 mm×270mm×85 mm
Weight of Antenna	2.2kg
Radome Material	Fiberglass

Vertical Pattern



Horizontal Pattern



## Installation guide

### **Product Number : PW-OHG-65s-806/2700**

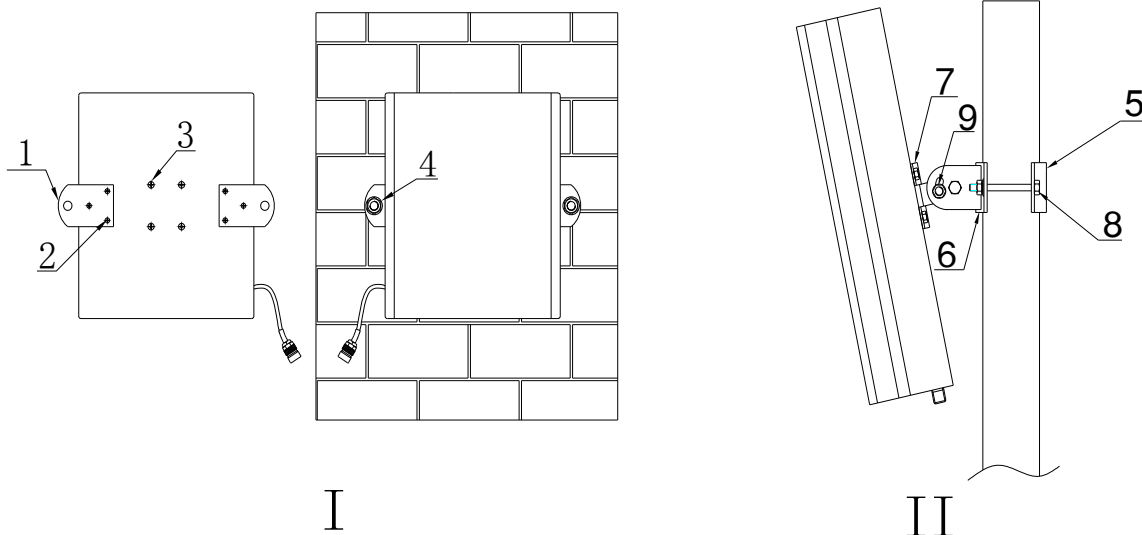
There are two optional installation methods available for this antenna.

#### **1. Wall mounting (Fig.1)**

- 1) Use cross suck head screw M4 to fix the fixing board I into the antenna, fix the cross pan head screw M5 into the hole in the middle of antenna and glue it.
- 2) Drill the holes in the wall.
- 3) Use Blasting screw-M10 to fix antenna into the wall, connect the cable & twine with water-proof glue.

#### **2. pole mounting (Fig.2), which suitable for $\phi 30-50$ of pole**

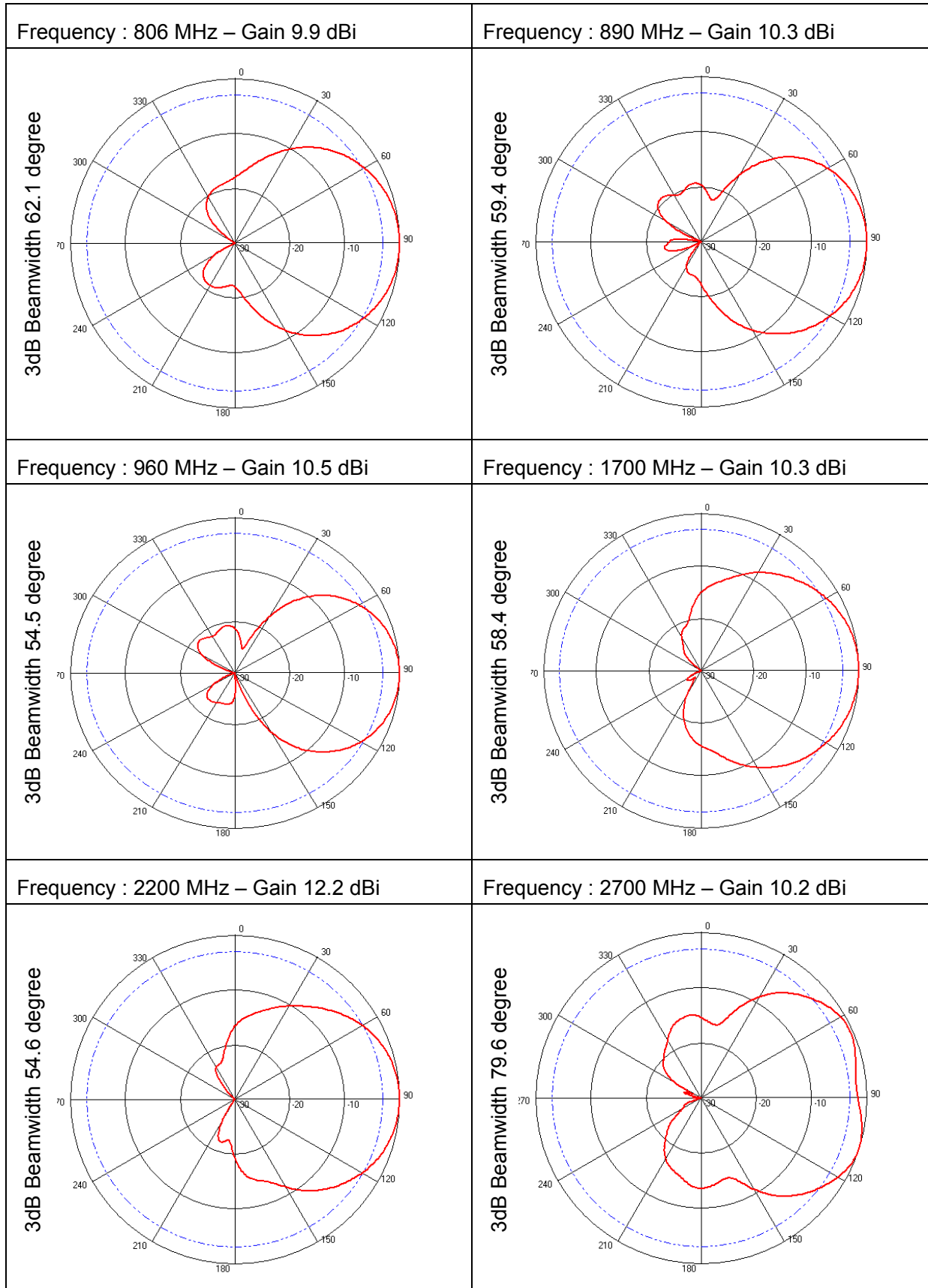
- 1) Use cross pan head screw M5 to Fixing board C into the antenna. Fix cross suck head screw M5 into other holes on the antenna and then glue it.
- 2) Fix the antenna to the pole and adjust the angle and then screw down set screw M6.
- 3) Connect the cable and twine with water-proof glue.



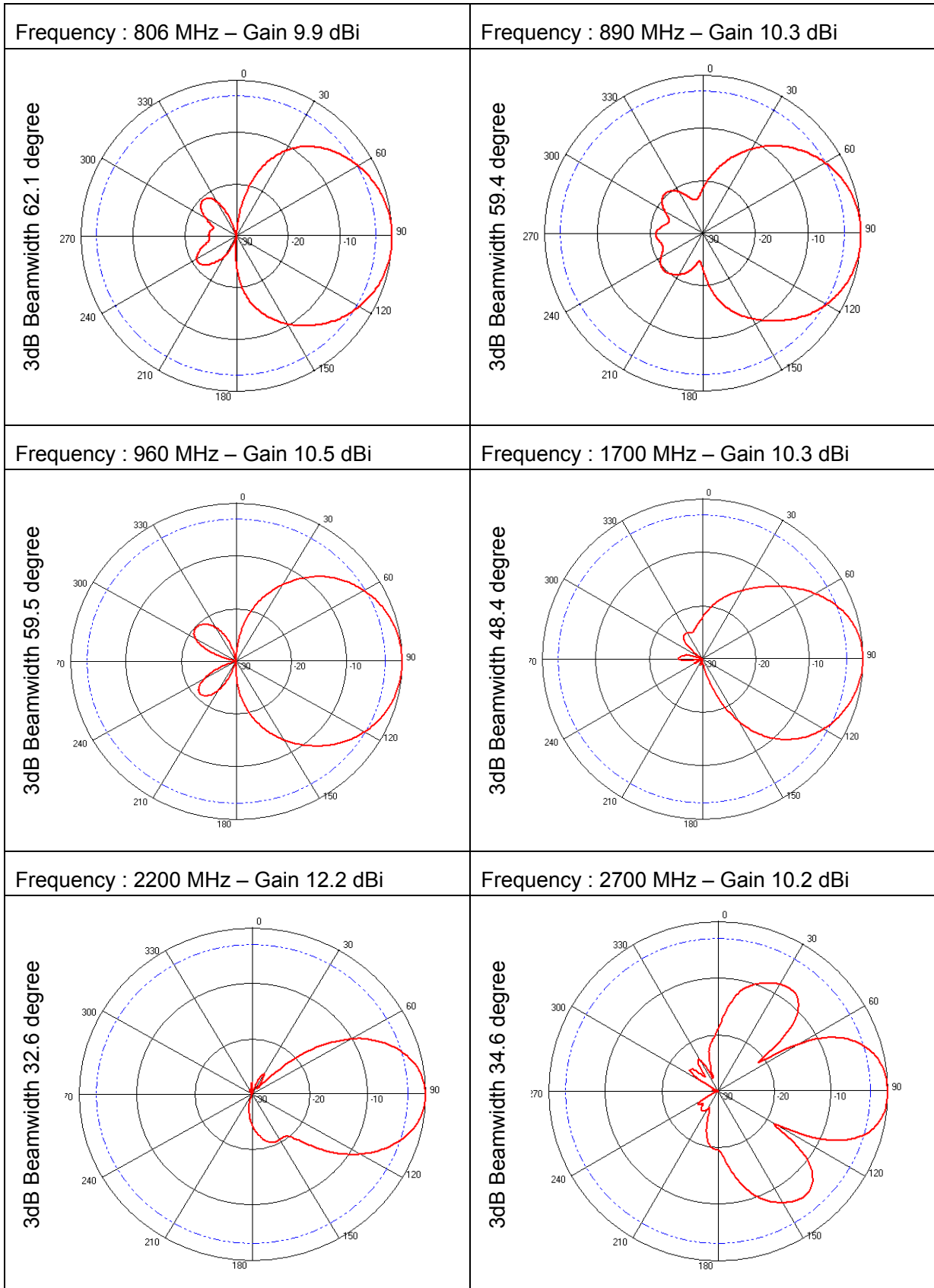
### Accessories list :

No.	Name	Qty	No.	Name	Qty
1	Fixing board I	2	6	Fixing board B	1
2	cross suck head screw-M4	4	7	Fixing board C	1
3	cross pan head screw-M5	4	8	a suit of M10×90 bolt	2
4	Blasting screw-M10	2	9	a suit of M6×68 bolt	4
5	Fixing board A	1	10	cross pan head screw-M4	4

## Pattern of Panel,PW-OHG-806/2700 H-Plane(Horizontal Plan)



## Pattern of Panel, PW-OHG-806/2700 E-Plane (Elevation Plan)



## VSWR Measurement Result – Panel (PW-OHG-806/2700):

