


## In-Building Bi-Directional Antenna (Code: PW-P2-800/2500)



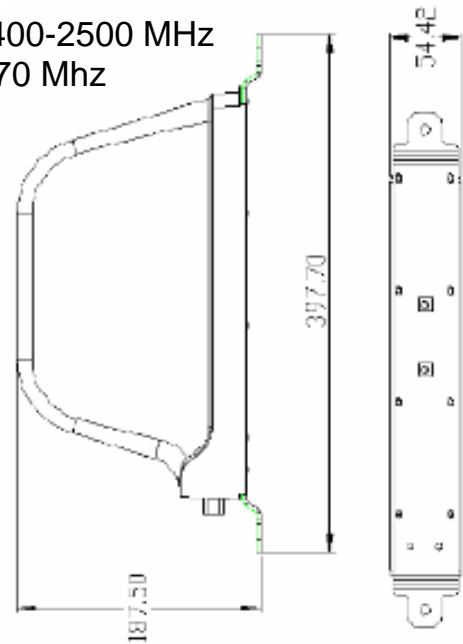
### FEATURES

- Full 800 to 2500 MHz Operation
- Input Power 200 Watts Max
- Low Cost – Small & Light Weight
- Round Shape – Good Esthetic
- N female Connectors

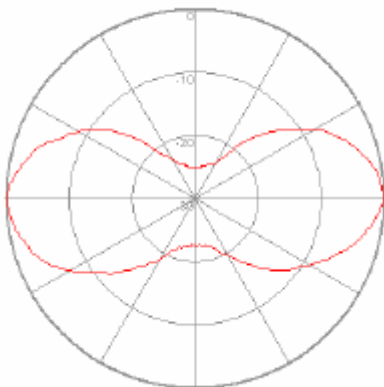
Specifically designed for in-building passive distribution of the all cellular communications signal, covering the full 800 to 2500 Mhz bandwidth this antenna is also capable of operation in the WLAN band. The antenna is constructed from lightweight material suitable for wall & Ceiling Mounting.

### Specifications

Model Number	PW-P2-800/2500
Frequency Range	806–960Mhz, 1710-2170, 2400-2500 MHz
Gain	5.5dBi at 806-960, 1710-2170 Mhz 6.5dBi at 2400-2500 Mhz
VSWR	<1.5 :1 (Typical 1.35)
Impedance	50 Ohm
Polarization	Vertical
Horizontal 3dB BW	65 degrees
Vertical 3dB BW	25 degrees
Max Input Power	200 Watts
Color	Natural White
Radome Material	Plastic
Weight (max)	700 grams
Connection Type	N female with Pigtail
Overall Dimension	405x H195x D60mm



806–960Mhz



1710–2500Mhz

