


800-3000 MHz
800-3000 MHz
Multiband MicroCell
Antenna



Standard A460



ICM Version

FEATURES

- Full 800 to 3000 MHz Operation
- Input Power 100 Watts Max
- Low Cost – Small & Light Weight, Easy to Install

The A-460 is the most versatile multi-purpose antenna on the market today. Specifically designed for in-building passive distribution of the all cellular communications signal, covering the full 800 to 3000 MHz bandwidth this antenna is also capable of operation in the WLAN band. The antenna is constructed from lightweight materials suitable for either wall or ceiling mounting, alternatively our In ceiling mount version for covert installations.

Part Number

A - 460 D NF

- NM N Male Connector
- NF N Female Connector
- 716M 7/16 Male Connector
- Blank Standard OMNI Antenna Version
- D Directional Antenna Version
- ICM In Ceiling Mount OMNI Antenna Version

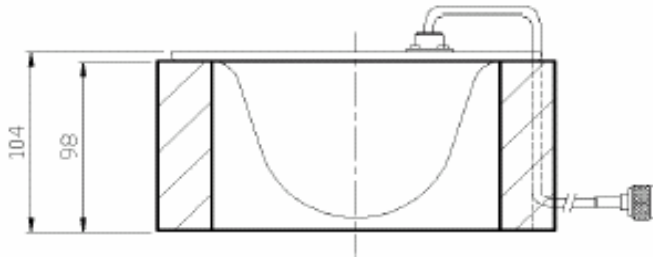
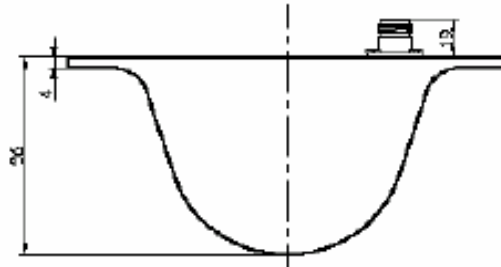
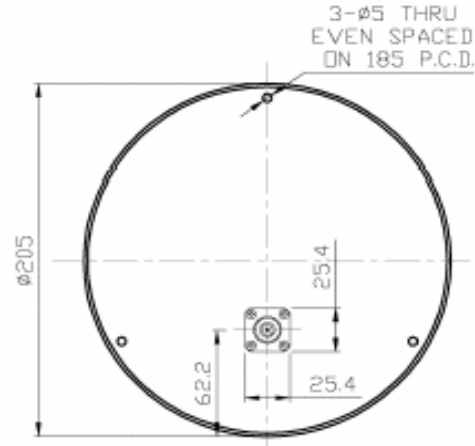
Specifications

	OMNI ANTENNA	DIRECTIONAL ANTENNA
Frequency Range	800 to 3000 MHz	800 to 3000 MHz
Gain	3~6.5dBi Nominal	6-9 dBi Nominal
VSWR	< 2:1	2:1 Max
Impedance	50 Ohm	50 Ohms
Polarisation	Linear	Linear
Radiation	Omni	Directional
Horizontal 3dB BW	360 Degrees	90 Degrees
Vertical 3dB BW	75 Degrees	40 Degrees
Max Input Power	100 Watts Max	100 Watts Max
Colour	White ABS	White ABS
Dimensions	77.4mm High x 165mm	Same As Drawing
Weight	300 Grams Max (ICM 515g)	300 Grams Max

Optional Tuning – To optimise gain in specific frequencies tuning is available
 Please consult the factory for details.

Mechanical Outline

The Omni-Directional & Directional Antenna antennas are housed in the same Radome
 Only the internal structure of the antenna differs and is marked accordingly on the base
 plate of the antenna when delivered.

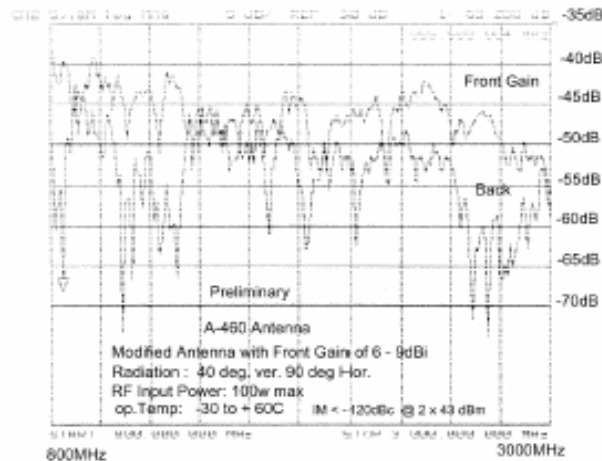


The -ICM Omnidirectional antenna has a unique lightweight mounting arrangement allowing for the antenna to be placed securely in on a ceiling tile or in a ceiling cavity to efficiently radiate through the ceiling material into a room space. (some types of ceiling material and thickness may degrade the performance slightly) Weight 515g

Pattern Plot

Is for the Omni-Directional Antenna Only, Please consult
 The factory Directional antennas performance

A-460D-XX Directional Test Results



In-Building test of FRONT GAIN VS BACK GAIN

